

### Regulating Valves



Pressure Actuated Bypass



Self Contained Mixing



Three way Mixing  
Three way Diverting

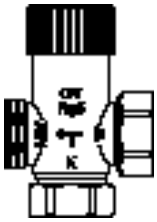
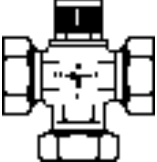
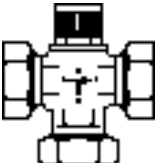


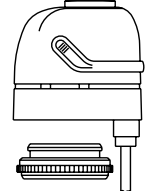
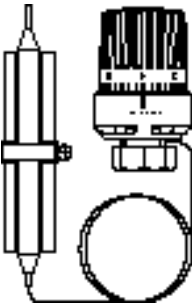
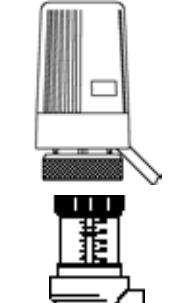
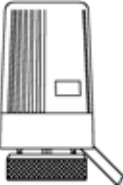

### Actuators



24V Electrothermal  
24V Electromotive Proportional



Non Electric

Item	Cv	Box qty.	Thread	Item no.	Information
 Self Contained Mixing Valve 3/4", includes 3 unions and 3/4" sweat tails	1.4			130 02 00	For small radiant heating jobs, Temperature range 86° F – 158° F. Do not use for potable water.
 Three-way mixing valve bronze	3/4" 5.2 1" 7.6 1 1/2" 11.0		Union Union Union	113 17 06 113 17 08 113 17 12	Actuator connection M 30 x 1,5  With 3 unions to accept threaded or sweat tailpieces (not included).
 Three-way diverting valve bronze	3/4" 5.2 1" 7.6 1 1/2" 11.0		Union Union Union	113 02 06 113 02 08 113 02 12	Actuator connection M 30 x 1,5  With 3 unions to accept threaded or sweat tailpieces (not included).
 Sweat tailpiece/3-piece 3/4" 1" 1 1/4" 1 1/2"				198 76 72 198 76 73 113 01 96 198 76 75	
 NPT tailpiece/3-piece 3/4" 1" 1 1/4" 1 1/2"			NPT NPT NPT NPT	170 60 06 170 60 08 170 60 10 170 60 12	
 Electrothermal actuator 24V connection M 30 x 1.5 normally closed with current "off" normally open with current "off"		(10)		101 28 16 101 28 26	Cable 40", 2 wire. Protected against overvoltage.
 Non-electric actuator with strap-on sensor and transfer unit		(10)		114 28 62	Temperature range 85° – 140° F. M 30 x 1,5 connection. Capillary 6 1/2 ft.
 Non-electric actuator with strap-on sensor and transfer unit		(10)		114 28 63	Temperature range 85° – 158° F. M 30 x 1,5 connection. Capillary 6 1/2 ft.
 Electromotive actuator 24V, proportional (0-10V) actuator for temperature mixing Connection thread M 30 x 1.5 For use with 3 way mixing valve				101 29 51	
 Pressure actuated bypass valve bronze/brass with indicator	3/4" 1" 1 1/4"	(20) (6) (6)	NPT NPT NPT	165 98 06 165 98 08 165 98 10	Adjustable from 2-17 ft. of head (ip). To maintain adequate boiler flow and reduce system velocity noises. Normally piped between supply and return pipes downstream from pump. Opens up as needed (when zones close).